













OVERALL RANKING AFTER STAGE 2

Rank	Vest #	NAME	M/W	Country	Rank#1	RACE Points	Time#1	Gap	INDOOR Points	TOTAL Points	Junior
1.	2	ARUTKIN Arthur	M (1.)		1.	1	1:12:20	--	-	1	
2.	1	HASULYO Bruno	M (2.)		2.	2	1:12:21	+0:01	-	2	
3.	8	STEINFATH Casper	M (3.)		3.	3	1:12:26	+0:06	-	3	
4.	4	AUBER Tom	M (4.)		4.	4	1:13:07	+0:47	-	4	
5.	6	TEULADE Ludovic	M (5.)		5.	5	1:13:08	+0:48	-	5	
6.	49	HANSEN Marcus	M (6.)		6.	6	1:14:39	+2:19	-	6	
7.	45	ILJINS Arvis	M (7.)		7.	7	1:14:40	+2:20	-	7	
8.	36	LEONARD Nika	M (8.)		8.	8	1:14:41	+2:21	-	8	
9.	5	MARCONI Paolo	M (9.)		9.	9	1:14:54	+2:34	-	9	
10.	37	LENFANT Paul	M (10.)		10.	10	1:16:50	+4:30	-	10	
11.	53	GUEGUEN Joseph	M (11.)		11.	11	1:17:04	+4:44	-	11	
12.	34	MAIRE Yanis	M (12.)		12.	12	1:18:31	+6:11	-	12	
13.	60	DE BOIS Pierre-Alain	M (13.)		13.	13	1:18:44	+6:24	-	13	
14.	47	HEBERT Thomas	M (15.)		15.	15	1:18:48	+6:28	-	15	
15.	25	ROSSI Riccardo	M (16.)		16.	16	1:18:49	+6:29	-	16	Junior
16.	14	VITRY Grégoire	M (17.)		17.	17	1:18:50	+6:30	-	17	
17.	22	SHILSTON Oliver	M (14.)		14.	14	1:18:46	+6:26	3	17	
18.	20	SYRIGOS Nikos	M (18.)		18.	18	1:18:54	+6:34	-	18	Junior
19.	15	VILLEDARY Tom	M (19.)		19.	19	1:19:03	+6:43	-	19	
20.	16	VANBAELINGHEM Axel	M (20.)		20.	20	1:20:30	+8:10	-	20	Junior
21.	17	TOMMASO Pampinella	M (21.)		21.	21	1:20:31	+8:11	-	21	
22.	70	AUBER Marius	M (22.)		22.	22	1:20:32	+8:12	-	22	Junior
23.	24	ROUYS Alexandre	M (23.)		23.	23	1:21:34	+9:14	-	23	
24.	56	GAULT Alexandre	M (24.)		24.	24	1:21:41	+9:21	-	24	
25.	51	GUILLOUL Boujamaa	M (25.)		25.	25	1:21:59	+9:39	-	25	
26.	58	FIFILS Franck Victor	M (26.)		26.	26	1:22:05	+9:45	-	26	
27.	93	MCCOY Phil	M (27.)		27.	27	1:22:11	+9:51	-	27	
28.	83	MOLINERO Susak	W (1.)		28.	28	1:22:17	+9:57	-	28	
29.	11	ŽNIDARŠIČ Peter	M (28.)		29.	29	1:23:56	+11:36	-	29	
30.	81	LAFENETRE Melanie	W (2.)		30.	30	1:24:21	+12:01	-	30	Junior
31.	26	ROMÉ Ghislain	M (29.)		31.	31	1:24:47	+12:27	-	31	
32.	63	CHATA Edouard	M (30.)		32.	32	1:24:58	+12:38	-	32	
33.	29	PICHON Sebastien	M (31.)		33.	33	1:25:31	+13:11	-	33	
34.	78	JULIENNE	W (3.)		34.	34	1:25:42	+13:22	-	34	
35.	91	GUETG Wolfgang	M (32.)		35.	35	1:26:17	+13:57	-	35	
36.	72	ANGELA Chevarria	W (4.)		36.	36	1:27:31	+15:11	-	36	
37.	73	BLATGÉ Ines	W (5.)		37.	37	1:27:55	+15:35	-	37	Junior
38.	59	DUMONT Mickaël	M (33.)		38.	38	1:28:22	+16:02	-	38	
39.	77	JARC Neza	W (6.)		39.	39	1:28:50	+16:30	-	39	
40.	88	SACH Noelani	W (7.)		40.	40	1:28:51	+16:31	-	40	
41.	52	GUILLERMIN Stéphane	M (34.)		41.	41	1:28:56	+16:36	-	41	
42.	18	TILLIÉ Jean Frédéric	M (35.)		42.	42	1:29:18	+16:58	-	42	
43.	80	KONTARINI Konstantina	W (8.)		43.	43	1:32:15	+19:55	-	43	
44.	92	ORSI Franz	M (36.)		44.	44	1:32:37	+20:17	-	44	
45.	21	STEYLAERS Hugo	M (37.)		45.	45	1:32:40	+20:20	-	45	
46.	79	JULIJA Mihailova	W (9.)		46.	46	1:32:49	+20:29	-	46	
47.	76	HENDERSON Holly	W (10.)		47.	47	1:33:01	+20:41	-	47	
48.	86	PAOLETTI Julie	W (11.)		48.	48	1:33:16	+20:56	-	48	
49.	46	HERVY Théotime	M (38.)		49.	49	1:33:36	+21:16	-	49	
50.	89	SAMSON Virginie	W (12.)		50.	50	1:33:37	+21:17	-	50	
51.	27	ROMAN Henri	M (39.)		51.	51	1:33:38	+21:18	-	51	
52.	23	SCHUUR Carsten	M (40.)		52.	52	1:33:52	+21:32	-	52	
53.	35	MACHINET Ludovic	M (41.)		53.	53	1:35:11	+22:51	-	53	
54.	38	LE MEAUX Sebastien	M (42.)		54.	54	1:35:19	+22:59	-	54	
55.	28	PREE Etienne	M (43.)		55.	55	1:37:01	+24:41	-	55	
56.	85	ODDERA Sara	W (13.)		56.	56	1:37:10	+24:50	-	56	
57.	74	CARTRON Nadine	W (14.)		57.	57	1:38:00	+25:40	-	57	
58.	10	LION Vincent	M (44.)		58.	58	1:39:31	+27:11	-	58	
59.	48	HASAN Ismail	M (45.)		59.	59	1:42:36	+30:16	-	59	
60.	19	TCHING PIOUS Apehau	M (46.)		60.	60	1:44:49	+32:29	-	60	



OVERALL RANKING AFTER STAGE 2

Rank	Vest #	NAME	M/W	Country	Rank#1	RACE Points	Time#1	Gap	INDOOR Points	TOTAL Points	Junior
61.	54	GRAINDORGE Paul	M (47.)		61.	61	1:46:14	+33:54	-	61	
62.	68	BIZARD Stanislas	M (48.)		62.	62	1:46:19	+33:59	-	62	
63.	42	LARSONNEUR Francois	M (49.)		63.	63	1:46:28	+34:08	-	63	
64.	31	NARDINI Paolo	M (50.)		64.	64	1:46:33	+34:13	-	64	
65.	65	BOUR Frédéric	M (51.)		65.	65	1:46:38	+34:18	-	65	
66.	40	LE BIHAN Damien	M (52.)		66.	66	1:47:09	+34:49	-	66	
67.	82	MAUGEY Anne Sophie	W (15.)		67.	67	1:47:30	+35:10	-	67	
68.	90	SCHUUR Babette	W (16.)		68.	68	1:48:05	+35:45	-	68	
69.	84	OCCHIOGROSSO Anna	W (17.)		69.	69	1:52:06	+39:46	-	69	
70.	33	MICHAUT Emmanuel	M (53.)		70.	70	1:52:11	+39:51	-	70	
71.	57	FREIMANIS Maris	M (54.)		71.	71	1:53:28	+41:08	-	71	











Disqualified

72.	50	HAFIANI Driss	M (55.)		DSQ	80	DSQ	+10:40	-	80	
-----	----	---------------	---------	---	-----	----	-----	--------	---	----	--

Did Not Finish

69	BERTRAND Julien	M ()		DNF	73	DNF	-	73	
39	LE BON Sébastien	M ()		DNF	73	DNF	-	73	

Did Not Start

87	PIANA Olivia	W ()		DNS	90	DNS	-	90	
75	DZIARNOWSKA Maja	W ()		DNS	90	DNS	-	90	
64	CHARDEBAS Lois	M ()		DNS	90	DNS	-	90	Junior
61	CRUZ Leandro	M ()		DNS	90	DNS	-	90	
43	LALANNE Hervé	M ()		DNS	90	DNS	-	90	
41	LAURENT Eric	M ()		DNS	90	DNS	-	90	
32	MOUSAKOS Christian	M ()		DNS	90	DNS	-	90	
13	VITRY Martin	M ()		DNS	90	DNS	-	90	
12	WATTECAMPS Pierrick	M ()		DNS	90	DNS	-	90	
9	ESPOSITO Federico	M ()		DNS	90	DNS	-	90	